

You Will Need:

- Glue gun



Supplies Provided

- 3 natural colored craft sticks
- 4 red craft sticks
- 1 smaller craft stick
- 3 stars
- 1 piece of jute string
- Paint
- Paint brushes

We'd love to see
your finished project!
Send a photo to
mfarmer@perryia.org
and we may share it on our
Facebook
album or at
www.perry.lib.ia.us!

Contact Us:

Kayla Rothmeyer
Patron Services Librarian
515-465-3569
kayla.rothmeyer@perryia.org

JUNE

TEEN

GRAB & GO CRAFT



CRAFT STICK
PATRIOTIC FLAG

PERRY
CULTURE & COMMUNITY THRIVE HERE.




Instructions

These are the items provided in the kit.




Step 1:



Begin by alternating the red and natural craft sticks. Hot glue them as you go.

Step 2:




Glue the smaller craft stick to the backside. Glue the jute string to form a hanger.

Step 3:



Square off the upper left corner and paint it blue. After paint has dried glue on stars.



Step 4:



Enjoy your Craft Stick Patriotic Flag